



SORRENTO
PLASPAVE TUMBLED SETTS

A collection of colourways
with **DISTINCTIVE CHARACTER**
and **INSTANT MATURITY**



BRUNELLO


Stretcher Bond



GRANITE STONE

Stretcher Bond


SORRENTO is a stone-look sett with three sizes included in every pack and it's attractive quarry felled, tumbled look make it a very popular product.



PEAKSTONE

Stretcher Bond

SORRENTO *Tumbled Setts*



*Its large element size and speed of random laying make it a firm favourite for any project. For a truly unique look, **SORRENTO ARISSA** is a blend of Carrara Stone and Granite Stone. Supplied as separate or ready-blended packs, it is the ultimate in mix and match.*

SORRENTO DIMENSIONS

| | | |
|-----------|-------------|----------------------|
| Thickness | 60mm | |
| Size | LARGE | 240mm x 160mm |
| | MEDIUM | 200mm x 160mm |
| | SMALL | 160mm x 160m |

SORRENTO PACK INFORMATION

Average pack contents

| | |
|--------------|-----------|
| LARGE units | 77 |
| MEDIUM units | 77 |
| SMALL units | 77 |

Pack coverage **7.35m²**

Pack weight **1000kg**



SORRENTO
PLASPAVE TUMBLED SETTS




Also available as
Sorrento Permi.8
Permeable Paving



COMO Cobblestones



COMO
PLASPAVE COBBLESTONES



With three sizes in every pack, these small cobblestones have a warm, aged appearance that is ideal for creating individually styled drives, pathways and patios. They are also perfect for combining with other Plaspave products creating novel detailing and edging contrasts. Using one full pack of COMO it is possible to construct two different circle designs (see above) or why not make them larger or smaller to create your ideal circle feature.

COMO DIMENSIONS

| | | |
|-----------|--------|---------------------|
| Thickness | | 60mm |
| Size | LARGE | 130mm x 80mm |
| | MEDIUM | 100mm x 80mm |
| | SMALL | 80mm x 80m |

COMO PACK INFORMATION

| | |
|---------------|--------------------------|
| Pack coverage | 7.68m² |
| Pack coverage | 96 linear m |
| Pack weight | 1020kg |






SARSEN STONE Stretcher Bond



CARRARA STONE Offset Herringbone



PEAKSTONE Stretcher Bond



GRANITE STONE Stretcher Bond



This sizeable single piece tumbled sett enables driveways to be constructed in an unusual and distinctive offset herringbone pattern. The quarry fettled edges of AMALFI combined with the rich stone effect colourways will create a most impressive approach to any home.

AMALFI DIMENSIONS

Thickness **60mm**
 Size **240mm x 160mm**

AMALFI PACK INFORMATION

Pack contents **180**
 Pack coverage **6.91m²**
 Pack weight **960kg**



amalfi
 PLASPAVE MEGASETT







Also available as
Amalfi Permi.8
 Permeable Paving



MODENA Contemporary Setts



modenaTM
PLASPAVE CONTEMPORARY SETTS



MODENA DIMENSIONS

| | | |
|-----------|--------|----------------------|
| Thickness | | 60mm |
| Size | LARGE | 240mm x 160mm |
| | MEDIUM | 200mm x 160mm |
| | SMALL | 160mm x 160m |

MODENA PACK INFORMATION

| | | |
|-----------------------|--------------|--------------------------|
| Average pack contents | | |
| | LARGE units | 80 |
| | MEDIUM units | 80 |
| | SMALL units | 80 |
| Pack coverage | | 7.68m² |
| Pack weight | | 1020kg |



The large elemental size of MODENA Setts highlights the marble brindled effect of the colourways and their sharp clean lines. The smooth mini-chamfered surface make this product the ideal choice for play areas and driveways alike.




Also available as
Modena Permi.8
Permeable Paving

VIENZA Contemporary Tri-Setts



VIENZA has the special appeal of subtly antiqued edges and the inclusion of large, medium and small setts in every pack allows for quick and easy random patterning.



VIENZA DIMENSIONS

| | | |
|-----------|--------|----------------------|
| Thickness | | 50mm |
| Size | LARGE | 240mm x 120mm |
| | MEDIUM | 160mm x 120mm |
| | SMALL | 80mm x 120m |

VIENZA PACK INFORMATION

| | | |
|-----------------------|--------------|--------------------------|
| Average pack contents | | |
| | LARGE units | 112 |
| | MEDIUM units | 224 |
| | SMALL units | 56 |
| Pack coverage | | 8.06m² |
| Pack weight | | 925kg |





VIENZA[™]
CONTEMPORARY TRI-SETTS



PALERMO *Modular Setts*



Palermo
PLASPAVE MODULAR SETTS



These modular setts have textured edges and aged upper riven surfaces which are perfect for transforming landscapes large and small. Available in two sizes which are packed separately, PALERMO offers design and detailing flexibility and they are the ideal choice to create unique laying patterns with a fashionably weathered look.

ADVISORY LAYING NOTE

When laying Palermo, you need to protect the wacker plate with a runner or neoprene mat to protect the riven surface of the paving. A generous covering of jointing sand will also help protect the surface.

PALERMO DIMENSIONS

| | | |
|-----------|-------|----------------------|
| Thickness | | 50mm |
| Size | LARGE | 240mm x 164mm |
| | SMALL | 164mm x 164mm |

PALERMO PACK INFORMATION

| | | |
|--------------------|--|-------------------------|
| LARGE UNITS | | |
| Pack contents | | 210 |
| Pack coverage | | 8.47² |
| Pack weight | | 970kg |
| SMALL UNITS | | |
| Pack contents | | 350 |
| Pack coverage | | 9.41² |
| Pack weight | | 1050kg |

MONOPOLI *Solo*sett




BURNT BRACKEN Stretcher Bond



GRANITE STONE Stretcher Bond



PEAKSTONE 45° Herringbone



TRADITIONAL BRINDLE Stretcher Bond

Individually distinctive, MONOPOLI has an attractive riven surface and is available in five subtle brindle colours. This single piece 240mm x 120mm stone-effect cobble sett offers rapid laying and is a cost effective alternative to classic block pavin



RUSTIC GOLD Stretcher Bond

MONOPOLI DIMENSIONS

| | |
|-----------|----------------------|
| Thickness | 60mm |
| Size | 240mm x 120mm |

MONOPOLI PACK INFORMATION

Eastern Division

| | |
|---------------|-------------------------|
| Pack contents | 198 units |
| Pack coverage | 5.70² |
| Pack weight | 750kg |

Western Division

| | |
|---------------|-------------------------|
| Pack contents | 216 units |
| Pack coverage | 6.22² |
| Pack weight | 820kg |



Monopoli
PLASPAVE SOLOSETT




Also available as
Monopoli Permi.8
Permeable Paving



PREMIA 60 *Smooth Wider Plaspave*




Premia60
SMOOTH WIDER PLASPAVE



TRADITIONAL BRINDLE 45° Herringbone



GRANITE STONE Stretcher Bond



RUSTIC GOLD Stretcher Bond

PREMIA 60 DIMENSIONS

Thickness **60mm**

Size **200mm x 125mm**

PREMIA 60 PACK INFORMATION

Pack contents **272 units**

Pack coverage **6.8m²**


Pack weight **900kg**

PREMIA 60 is considerably larger than the traditional rectangular block paving and can be laid in various eye-catching patterns, including herringbone and stretcher bond for a smoothly stylish, colourful option. It offers the additional benefit of a larger unit size which means that fewer are needed to pave an extensive area.


PLASPAVE 50 & PLASPAVE SIXTY




TRADITIONAL BRINDLE 45° Herringbone



BUFF Stretcher Bond



RUSTIC GOLD 90° Herringbone



RED 90° Herringbone



CHARCOAL Stretcher Bond

PLASPAVE 50 DIMENSIONS

Thickness **50mm**
Size **200mm x 100mm**

PLASPAVE 50 PACK INFORMATION

Pack contains **488 units**
Pack coverage **9.76m²**
Pack weight **1098kg**

PLASPAVE SIXTY DIMENSIONS

Thickness **60mm**
Size **200mm x 100mm**

PLASPAVE SIXTY PACK INFORMATION

Pack contains **360 units**
Pack coverage **7.2m²**
Pack weight **970kg**



Quick and easy to lay, PLASPAVE 50 and PLASPAVE SIXTY rectangular block paving is the ideal choice for drives and patios where hard landscaping is required for an economical cost. This attractive load bearing paving is designed to blend and harmonise with any home and garden style.



Also available as
Plaspave Sixty Permi.8
Permeable Paving



PLASKERB Kerbs & Accessories

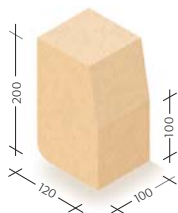


Plaskerb
PLASPAVE KERBS & ACCESSORIES

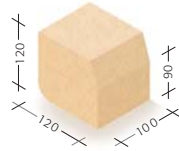
The PLASKERB range of Kerbs and Accessories has been specifically designed to give that distinctive edge to your driveway, path or patio. Edging not only looks good but it is essential to prevent the escape of the laying course material from beneath the paving. Laid along the perimeter of a paved area, PLASKERB units also help to support traffic loads. They contain lateral movement and prevent rotation of the blocks under load.

PLASKERB EDGE RESTRAINTS

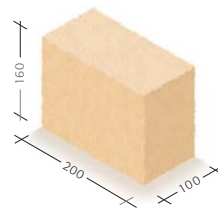
The Plaskerb range comprises of Large and Small Kerbs, a Weathered Plaskerb and a range of special Radial Plaskerbs. A supplementary range of units is also available to suit a variety of applications - see the next page



LARGE KERB



SMALL KERB



WEATHERED PLASKERB

HIGH BULLNOSE CORNER PIECES



INTERNAL 90°



EXTERNAL 90°

HIGH HALF BATTER CORNER PIECES



INTERNAL 90°



EXTERNAL 90°

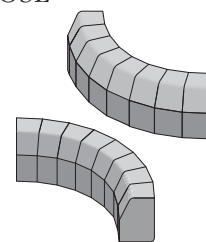
| DIMENSIONS | LARGE KERB | SMALL KERB | WEATHERED KERB | | |
|------------------|-----------------|-----------------|-----------------|-----------------|-----------------|
| Size (mm) | 200 x 120 x 100 | 120 x 120 x 100 | 200 x 160 x 100 | | |
| PACK INFORMATION | | | Laid 200mm wide | Laid 160mm wide | Laid 100mm wide |
| Linear metres | 14.4 | 21.6 / 25.2* | 28.0 | 22.4 | 14.0 |
| Pack weight (kg) | 720 | 670 / 782* | 1000 | | |

PLASKERB SHOULD BE ORDERED PER LINEAR METRE IN FULL PACKS

*WESTERN DIVISION

PLASKERB RADIAL BLOCKS HALF BATTER, CHAMFERED AND BULLNOSE

Plaskerb Radial Blocks have been designed to reduce the need for cutting on site. They are available in two sizes, large and small, and have different profiles on each block. They can be laid one way with a half batter or the other way with a bullnose edge and are designed to complement the existing range of Plaskerbs and Accessories. Available in four colours, Red, Buff, Brindle and Charcoal, they can be used on their own or combined with standard Plaskerbs to create the finishing touches to any drive or patio area.

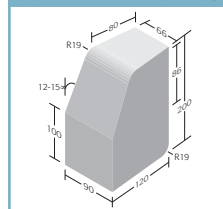


You should discuss the following areas of detail with your paving contractor and these need to be agreed, planned into the design and included in the estimate:-

- KERBS AND OTHER FORMS OF EDGE RESTRAINT
- MANHOLES
- DRAINAGE CHANNELS

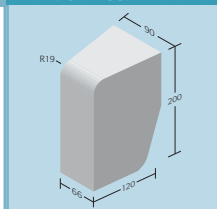
LARGE RADIAL KERB

HBE HALF BATTER EXTERNAL or



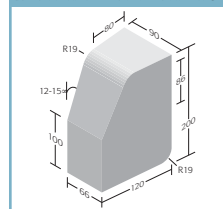
Radial Block One

BNI BULLNOSE INTERNAL



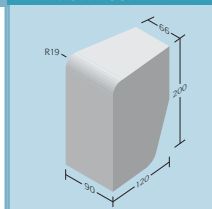
LARGE RADIAL KERB

HBI HALF BATTER INTERNAL or



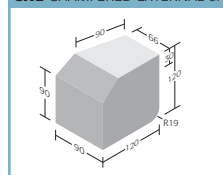
Radial Block Two

BNE BULLNOSE EXTERNAL



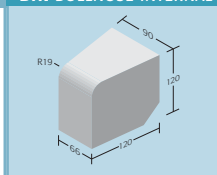
LOW/SMALL RADIAL KERB

CHE CHAMFERED EXTERNAL or



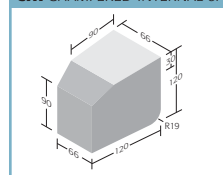
Radial Block Three

BNI BULLNOSE INTERNAL



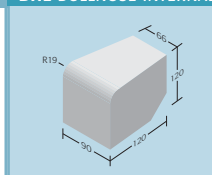
LOW/SMALL RADIAL KERB

CHI CHAMFERED INTERNAL or



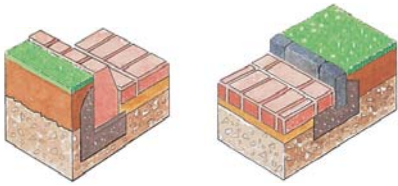
Radial Block Four

BNE BULLNOSE INTERNAL

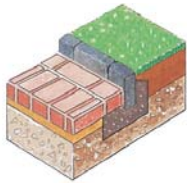


PLASKERB Kerbs & Accessories

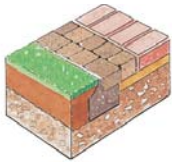
EDGE RESTRAINTS FOR PATHS AND DRIVEWAYS USING PLASKERB & PLASPAVE BLOCKS



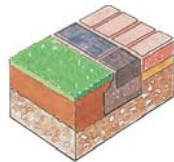
Edging with **Plaskerb**



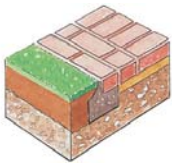
Edging with **Weathered Plaskerb**




Edging with **Como Cobblestones**



Edging with **Monopoli Solosetts**



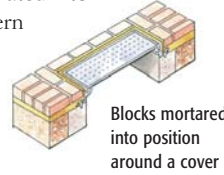
Edging with a double block string course



Edging with a block soldier course

MANHOLES

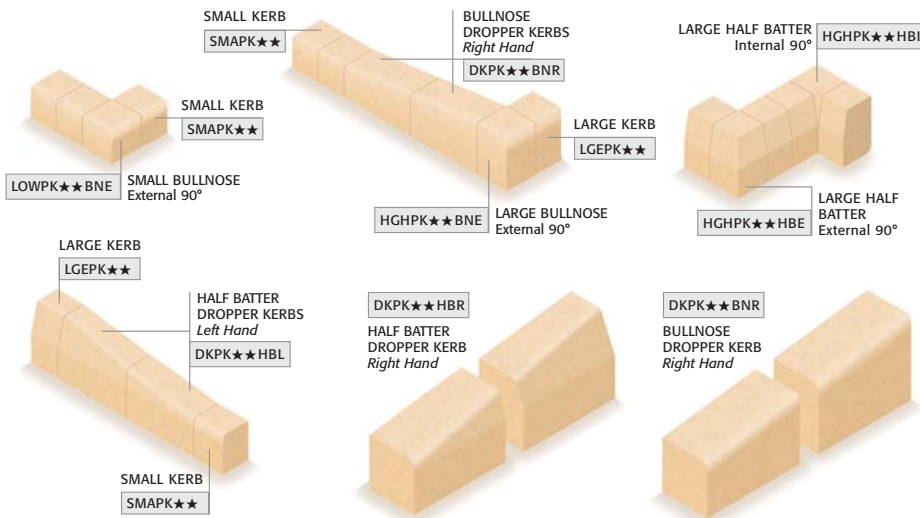
Plaspave laid in a stretcher or soldier course can be used to make a feature of unsightly ironwork such as manholes. Where the manhole cover has straight sides, blocks can be laid in a stretcher course and butted up against the unit. Alternatively, a recessed manhole cover can be incorporated into the laying pattern as shown here.



Blocks mortared into position around a cover



VERSATILE PLASKERB UNITS TO SUIT A RANGE OF APPLICATIONS

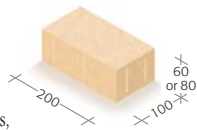


★★ COLOUR SPECIFICATION KEY BRINDLE BL • CHARCOAL CL • RED RD • BUFF BF • Example - SMAPKCL Small Kerb in Charcoal

PLASLINE

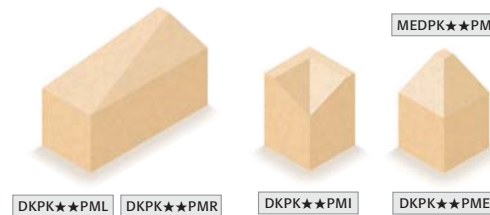
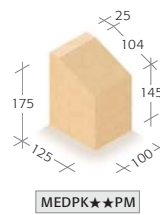
MINI CHAMFERED PLASPAVE

Plasline is appropriate for all surface areas subject to traffic by vehicles, wheelchairs, pushchairs. The minimal nature of the chamfer virtually eliminates the uncomfortable vibration and bumping associated with full chamfer paving. Maintenance is reduced as moss growth is minimised.



PLASMOBILITY Kerb 99

Plasmobility Kerb 99 has been designed in accordance with disabled access guidelines and it is recommended that this kerb is used in conjunction with Plasline.

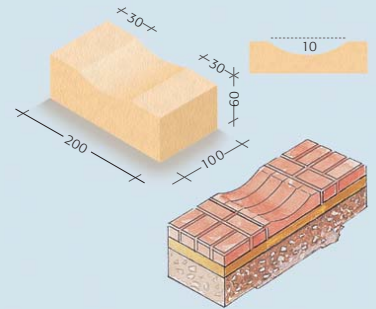


Plaskerb
PLASPAVE KERBS & ACCESSORIES



PLASKERB CHANNEL BLOCKS

These Channel Blocks are specifically designed to help clear standing water and drainage in most domestic driveway applications.



Conventional concrete block paved areas are impermeable pavements, so a surface water drainage system should be installed. Channels can be constructed using rectangular paving blocks or proprietary drainage channels. Plaskerb Channel Blocks are available in small (3.2 lin.m) or large (33.6 lin.m) packs to suit project size.



COMO CIRCLE STARTER SETT

This Starter Sett is ideal for use as the centre block of a Como Circle feature.

